

# Model 4017 RS TELEHANDLER



## Performance

Rated Capacity	4000 kg
Maximum Lift Height	17.1 m
Load at Max Height	2500 kg
Load at max. reach (stabilisers down)	500 kg
Frame Leveling	10°
Lift Speed (boom retracted)	
Up	18.0 sec
Down	15.0 sec
Boom Speed (extended/retracted)	
Extended	26 sec
Retracted	22 sec
Top Travel Speed	25.0 km/h
Max. crowd	3.5 sec
Max. dump	2.5 sec
Engine	74.4kW 3 speed
Break out force	75 kN
Outside Turning Radius (over tyres)	3.85 m
Operating Weight	11500 kg

## Standard Specifications

### Engine

Make and Model	Deutz TCD 3.6 L4
No. of Cylinders	4
Displacement	3.6 L
Standard engine gross power	74.4kW/100hp
Maximum torque at 1600 RPM	420Nm
Fuel Tank Capacity	150 L

### Transmission

- 3 speed forward and reverse (1st: 5 km/h, 2nd: 12 km/h, 3rd: 25 km/h)

### Axles

- Trunnion mounted planetary steer axles
- Integral steer cylinder
- High bias limited slip differential on front axle

### Brakes

- Service brakes inboard wet disc brakes on front and rear axle
- Service brakes servo assisted
- Hydraulic parking brake

### Tyres

• Standard	Mitas 14.00-24 TG02
• Optional	Goodyear 14.00-24 SGG Michelin 14.00-24

### Cab

- EROPS and FOPS fully glazed all weather cab
- 2 way adjustable mechanical suspension seat

### Steering 4-Wheel

- Power steering with steering wheel spinner
- Two wheel/four wheel/crab steer with push button select facility

### Instruments

- Maintenance indicator
- Fuel gauge
- Hourmeter
- Engine oil pressure gauge
- Water temperature gauge
- Right-hand tilt and sway lever
- Boom lift and crowd on single joystick

## Hydraulic System-Implement

Capacity	100 L
----------	-------

- Pump type: Gear pump
- Maximum gear pump flow 100 L/min
- Auxiliary hydraulic flow - intermittent 100 L/min

## Accessories & Options


- Air conditioning (optional)
- Stabilisers
- Road lights
- Load stability indicator (LSI)
- Brick guards (optional)
- Frame leveling
- Work lights (cab only)
- Rotating Beacon (optional)
- Rear retrieval hitch (optional)

## Attachments

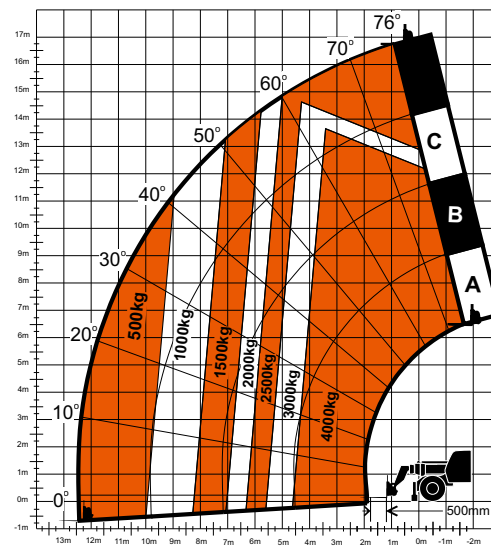
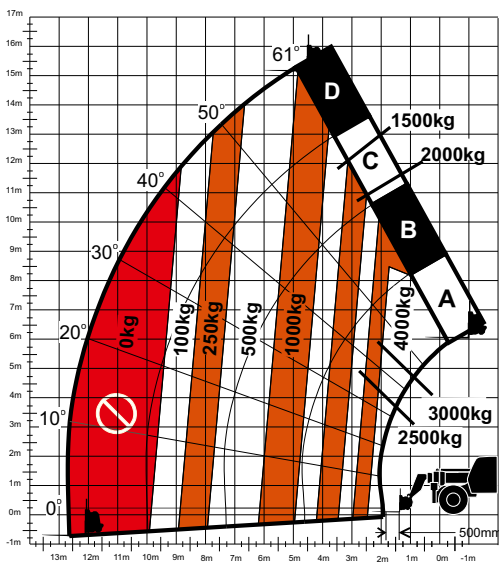
Standard:	
Standard carriage	4000 kg
Standard coupler	Mechanical coupler
Pallet fork (4000 kg)	1200 mm x 60 mm x 100 mm
Optional:	
Couplers	Manual couplers JCB, Manitou
Multi-Purpose Bucket With Grab	2.4 m wide
4-1 Bucket	2.4 m, 1.0 m <sup>3</sup>
Light Material Bucket	2.45 m, 1.8 m <sup>3</sup>
Lifting Hook	4000 kg
Truss Boom	3.4 m, 1000 kg

# Model 4017 RS TELEHANDLER

## Dimensions



## Load Chart and Dimensions



## IMPORTANT

All dimensions are approximate. Rated lift capacities shown are with machine equipped with carriage and pallet forks. The machine must be level on a firm surface with undamaged, properly inflated tyres. Machine specifications and stability are based on rated lift capacities at specific boom angles and boom lengths. (If specifications are critical, the proposed application should be discussed with your dealer.) DO NOT exceed rated lift capacity loads, as unstable and dangerous machine conditions will result. DO NOT tip the machine forward to determine the allowable load.

Use only JLG approved attachments with proper material handler model/attachment load capacity charts displayed in the operator's cab.

Due to continuous product improvements, JLG Industries reserves the right to make specification and/or equipment changes without prior notification.



## JLG Industries, Inc.

Polaris Avenue 63  
2132 JH Hoofddorp  
The Netherlands  
Tel: +31 (0)23 565 5665  
Fax: +31 (0)23 557 3750  
[www.jlgeurope.com](http://www.jlgeurope.com)

An Oshkosh Corporation Company